



INDIAN SCHOOL AL WADI AL KABIR
DEPARTMENT OF MATHEMATICS (2025 – 2026)
CLASS - I













LESSON: MONEY

WORKSHEET -2

RESOURCE PERSON: MS. HAMIN

NAME: _____ SEC: _____ DATE: _____

Q1. One sunny day, Ali went to the toy shop with his mother. He was very excited to buy toys. Ali looked around and saw many toys. He picked a teddy bear, a Barbie doll, a robot, and a car. Each toy has a price. Tick (✓) the correct amount of money for each item.

1.	 5 Rials	 <input type="checkbox"/>	 <input type="checkbox"/>
2.	 1 Rial	 <input type="checkbox"/>	 <input type="checkbox"/>
3.	 10 Rials	 <input type="checkbox"/>	 <input type="checkbox"/>
4.	 20 Rials	 <input type="checkbox"/>	 <input type="checkbox"/>

Q2. Write the value of the currency.


1.



2.



Q3. Price Tag Fun Activity!



Observe each object carefully. Think about how much each might cost. Write the price on the price tag next to each object using your own imagination.



You can write the price in Baisa or Rials.


1.



2.



3.



4.



How did I feel about the worksheet?



Great I understand!



Pretty Good I got it!



Okay! I needed some help.